

G2100M Push Lock

Features

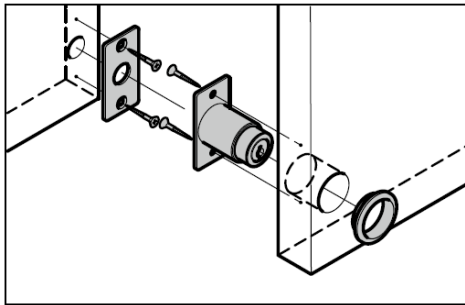
- Ideal for wooden double sliding doors
- Push the cylinder to lock without using the key
- Insert and turn key to unlock
- 12 key changes available
- Keys can be shared with **G2100 Lock Series**

Parts Included

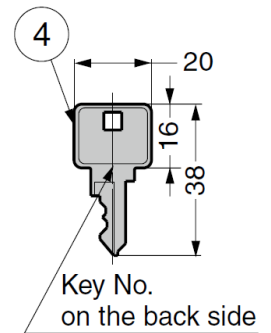
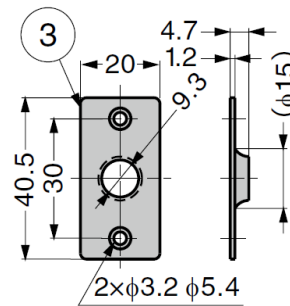
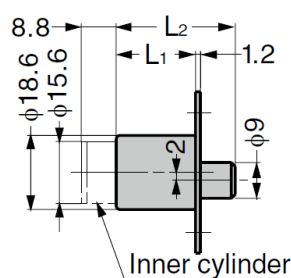
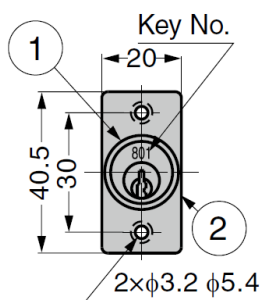
- Countersunk head wood screw 2.7×16



Installation



No.	Part Name	Material	Finish
①	Body	Zinc Alloy (ZDC)	Satin Nickel
②	Mounting Plate	Brass	Nickel
③	Strike		
④	Key		
-	Key Ring	Steel	



Part No.	Key Type	Cylinder Diameter	Door Thickness L ₁	L ₂
G2100M-B	Keyed Differently	18.6	20	30
G2100M-D	Keyed Alike			
G2100M-25-B	Keyed Differently		25	35
G2100M-25-D	Keyed Alike			